



aerospace  
climate control  
electromechanical  
filtration  
fluid & gas handling  
hydraulics  
**pneumatics**  
process control  
sealing & shielding



# Push buttons and Visual indicators

Catalogue PDE2587TCUK December 2014



ENGINEERING YOUR SUCCESS.

 **WARNING**

FAILURE OR IMPROPER SELECTION OR IMPROPER USE OF THE PRODUCTS AND/OR SYSTEMS DESCRIBED HEREIN OR RELATED ITEMS CAN CAUSE DEATH, PERSONAL INJURY AND PROPERTY DAMAGE.

This document and other information from Parker Hannifin Corporation, its subsidiaries and authorized distributors provide product and/or system options for further investigation by users having technical expertise. It is important that you analyze all aspects of your application and review the information concerning the product or system in the current product catalog. Due to the variety of operating conditions and applications for these products or systems, the user, through its own analysis and testing, is solely responsible for making the final selection of the products and systems and assuring that all performance, safety and warning requirements of the application are met. The products described herein, including without limitation, product features, specifications, designs, availability and pricing, are subject to change by Parker Hannifin Corporation and its subsidiaries at any time without notice.

**SALE CONDITIONS**

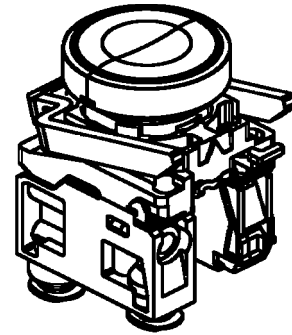
The items described in this document are available for sale by Parker Hannifin Corporation, its subsidiaries or its authorized distributors. Any sale contract entered into by Parker will be governed by the provisions stated in Parker's standard terms and conditions of sale (copy available upon request).

<b>Push button valves Ø 22</b>	<b>Page</b>
Generalities .....	4
Spring return pushbuttons .....	4
Mushroom head pushbuttons .....	4
Selector switches.....	5
Switch bodies with operating head mounting.....	5
Additional switch valves .....	5
Electrical contact blocks .....	5
Mounting block for valves and operating heads.....	6
Operating heads .....	6 - 7
Joystick controllers .....	7
Dimensions and assembling.....	8

## **Visual indicators**

Generalities .....	9
References and dimensions .....	10

- Facia mounted operator
- 3/2 NO or NC
- Pneumatic valves combinable with electrical switches
- Modular construction (up to 3 valves per pushbuttons heads / up to 2 valves per latching push-pull red head)
- Wide range of actuators



**Operating and additional information**

Working pressure

PXB-B3•• 1 to 9 bar  
 PXB-B4•• 1 to 10 bar

Working temperature -15 °C to +60 °C

**Flow**

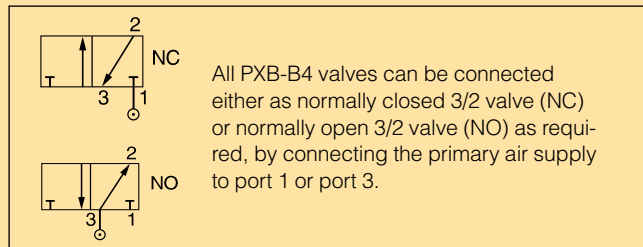
(acc. to ISO 6358)

**PXB-B3••** Q<sub>max</sub>=60 l/min  
 Q<sub>n</sub> = 30 l/min

**PXB-B4••** Q<sub>max</sub>=200 l/min  
 Q<sub>n</sub> = 100 l/min

Connections

Ø4 mm straight Push-in as standard  
 Ø4 mm swivel Push-in on request  
 M5 on request




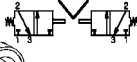
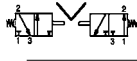
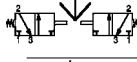
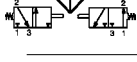
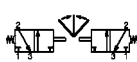
**Spring return pushbuttons - Metal head version - Ø 4 mm straight fittings**

Symbol	Actuator	Return	Operating force at 6 bar, N	Flow NI/min	Weight kg	Order code
		Pushbutton Black	8,5 6,0	60 240	0,077 0,082	<b>PXB-B3111BA2</b> <b>PXB-B4131BA2</b>
		Pushbutton Green	8,5 6,0	60 240	0,077 0,082	<b>PXB-B3111BA3</b> <b>PXB-B4131BA3</b>
		Pushbutton Red	8,5 6,0	60 240	0,077 0,082	<b>PXB-B3111BA4</b> <b>PXB-B4131BA4</b>
		Pushbutton Black	Spring	16,5 14,0	60 240	0,087 0,092

**Mushroom head pushbuttons - Metal head version - Ø 4 mm straight fittings**



Symbol	Actuator	Return	Operating force at 6 bar, N	Flow NI/min	Weight kg	Order code
		Pushbutton Ø40 mm Black	12 6,5	60 240	0,122 0,127	<b>PXB-B3111BC2</b> <b>PXB-B4131BC2</b>
		Latching pushbutton Ø40 mm Red	48 42,5	60 240	0,125 0,127	<b>PXB-B3111BT4</b> <b>PXB-B4131BT4</b>
		Latching pushbutton Ø40 mm Red	49 43,5	60 240	0,125 0,127	<b>PXB-B3121BT4</b> <b>PXB-B4131BT4</b>

**Selector switches - Metal head version - Ø 4 mm straight fittings**

Symbol	Actuator	Return	Flow Nl/min	Weight kg	Order code
	Latching selector button 2 positions, Black		60	0,092	<b>PXB-B3111BD2</b>
			240	0,097	<b>PXB-B4131BD2</b>
	Latching selector button 2 positions, Black		60	0,102	<b>PXB-B3211BD2</b>
			240	0,107	<b>PXB-B4231BD2</b>
	Latching selector button 2 positions, Black		60	0,102	<b>PXB-B3251BD2</b>
			240	0,107	<b>PXB-B4231BD2</b>
	Latching selector button 3 positions, Black		60	0,102	<b>PXB-B3211BD3</b>
			240	0,107	<b>PXB-B4231BD3</b>
	Latching selector button 3 positions, Black		60	0,102	<b>PXB-B3251BD3</b>
			240	0,107	<b>PXB-B4231BD3</b>
	Non latching selector button with long handle 3 positions, Black	Spring	60	0,103	<b>PXB-B3211BJ5</b>
			240	0,108	<b>PXB-B4231BJ5</b>





**Switch bodies with operating metal head mounting - Ø 4 mm straight fittings**

For use with ZB4 operating heads

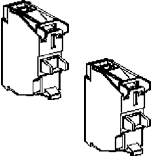


Symbol	Actuator	Return	Operating force at 6 bar, N	Flow Nl/min	Weight kg	Order code
	Plunger	Spring	7	60	0,048	<b>PXB-B3111B</b>
			4,5	240	0,053	<b>PXB-B4131B</b>
	Plunger	Spring	8	60	0,048	<b>PXB-B3121B</b>
			4,5	240	0,053	<b>PXB-B4131B</b>

**Additional switch valves - Ø 4 mm straight fittings**

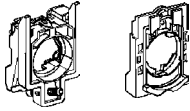
For use with ZB4 and ZB5 operating heads and mounting blocks

Symbol	Actuator	Return	Operating force at 6 bar, N	Flow Nl/min	Weight kg	Order code
	Plunger Straight connection	Spring	7	60	0,010	<b>PXB-B3911</b>
			4,5	240	0,015	<b>PXB-B4931</b>
	Plunger Straight connection	Spring	8	60	0,010	<b>PXB-B3921</b>
			4,5	240	0,015	<b>PXB-B4931</b>
	Plunger Swivel connection	Spring	7	60	0,015	<b>PXB-B3912</b>
			4,5	240	0,021	<b>PXB-B4932</b>
	Plunger Swivel connection	Spring	8	60	0,015	<b>PXB-B3922</b>
			4,5	240	0,021	<b>PXB-B4932</b>

**Electrical contact blocks**

Connections	Type of contact	Weight kg	Order code
	Normally open (NO) 	0,011	<b>ZBE-101</b>
	Normally closed (NC) 	0,011	<b>ZBE-102</b>




## Mounting block for valves and operating heads

	Description	For Metal head ZB4		For Plastic head ZB5	
		Weight kg	Order code	Weight kg	Order code
	<b>Mounting block for valves and operating heads:</b> to make up a complete push button with one operating head and switch valves.	0,038	<b>ZB4-BZ009</b>	0,006	<b>ZB5-AZ009</b>


## Operating heads

For use with PXB-B3. and PXB-B4. switch bodies


### Spring return pushbuttons

	Description	Colour	Metal head		Plastic Head	
			Weight kg	Order code	Weight kg	Order code
	Flush	Black	0,029	<b>ZB4-BA2</b>	0,018	<b>ZB5-AA2</b>
		Green	0,029	<b>ZB4-BA3</b>	0,018	<b>ZB5-AA3</b>
		Red	0,029	<b>ZB4-BA4</b>	0,018	<b>ZB5-AA4</b>
		6 color caps	0,029	<b>ZB4-BA9</b>	0,018	<b>ZB5-AA9</b>
	Projecting	Black	0,030	<b>ZB4-BL2</b>	0,019	<b>ZB5-AL2</b>
		Green	0,030	<b>ZB4-BL3</b>	0,019	<b>ZB5-AL3</b>
		Red	0,030	<b>ZB4-BL4</b>	0,019	<b>ZB5-AL4</b>
	Flush booted	Black	0,034	<b>ZB4-BP2</b>		




### Push/push pushbuttons

	Description	Colour	Weight kg	Metal head
				Order code
	Flush	Black	0,029	<b>ZB4-BH02</b>
		Green	0,029	<b>ZB4-BH03</b>
		Red	0,029	<b>ZB4-BH04</b>

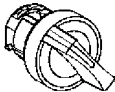
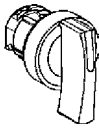

### Double headed spring return pushbuttons

	Description	Colour	Weight kg	Metal head
		Marking		Order code
	Flush	Green/Red	0,047	<b>ZB4-BA8234</b>
		I/O		

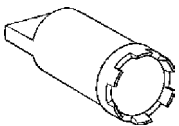
### Mushroom head pushbuttons

	Description	Function	Colour	Weight kg	Metal head
					Order code
	Ø40 mm Mushroom head	Spring return	Black	0,074	<b>ZB4-BC2</b>
			Green	0,074	<b>ZB4-BC3</b>
			Red	0,074	<b>ZB4-BC4</b>
		Latching push-pull	Red	0,077	<b>ZB4-BT84</b>
	Ø60 mm Mushroom head	Spring return	Black	0,093	<b>ZB4-BR2</b>
	Ø40 mm Mushroom head	Latching Turn to release	Red	0,070	<b>ZB4-BS844</b>
		Latching Release by Ronis key N°455	Red	0,070	<b>ZB4-BS944</b>

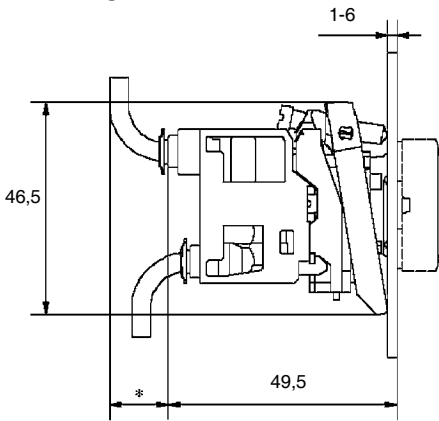
## Selector switches

	Description	Function	Metal head		Plastic Head	
			Weight kg	Order code	Weight kg	Order code
	Standard, black handle	2 positions    Stay put	0,044	<b>ZB4-BD2</b>	0,024	<b>ZB5-AD2</b>
		3 positions    Stay put	0,044	<b>ZB4-BD3</b>	0,024	<b>ZB5-AD3</b>
		3 spring return to centre	0,044	<b>ZB4-BD5</b>	0,024	<b>ZB5-AD5</b>
	Long black handle	2 positions    Stay put	0,045	<b>ZB4-BJ2</b>		
		3 positions    Stay put	0,045	<b>ZB4-BJ3</b>		
		Spring return to centre	0,045	<b>ZB4-BJ5</b>		
		1 spring return from left to centre	0,045	<b>ZB4-BJ7</b>		
	<b>Key operated</b> (Ronis N° 455)	2 stay put    Left	0,069	<b>ZB4-BG2</b>		
		positions    Left and right	0,069	<b>ZB4-BG4</b>		

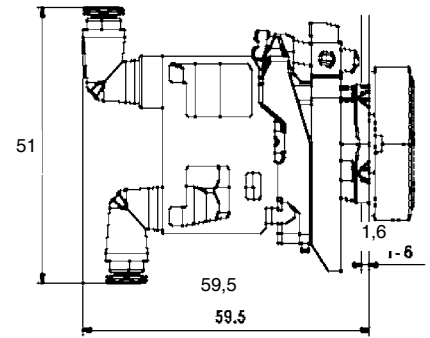
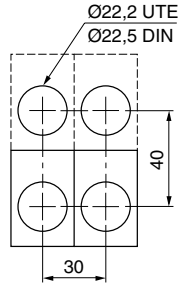
## Tools

	Description	Weight kg	Order code
	ZB5 head nut tools	0,160	<b>ZB5-AZ905</b>

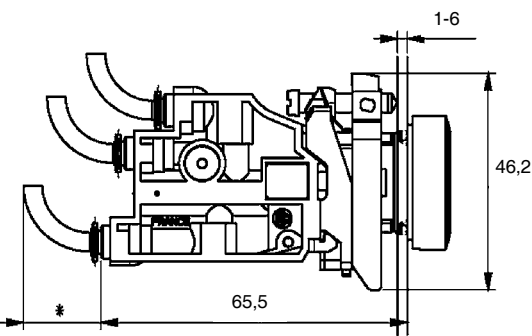
**PXB-B3**



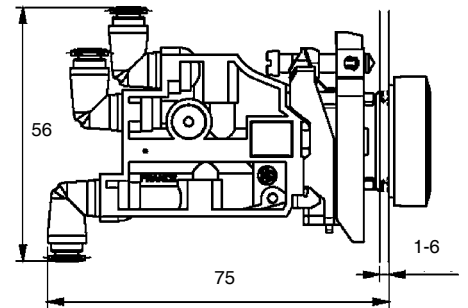
Body width 30 mm  
 \* With 2 x 4 mm tube = 10  
 With 2,7 x 4 mm tube = 15



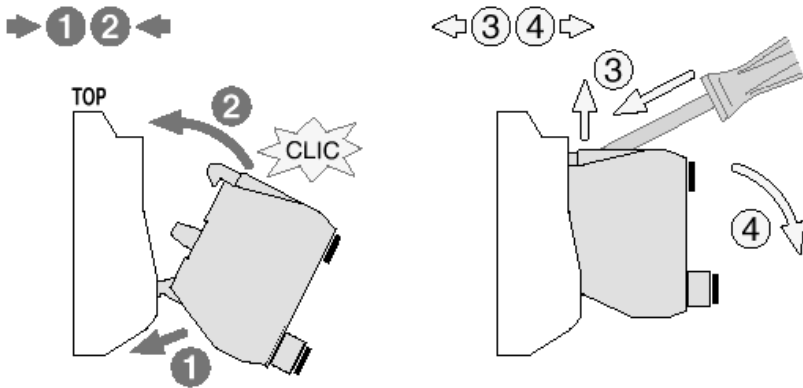
**PXB-B4**



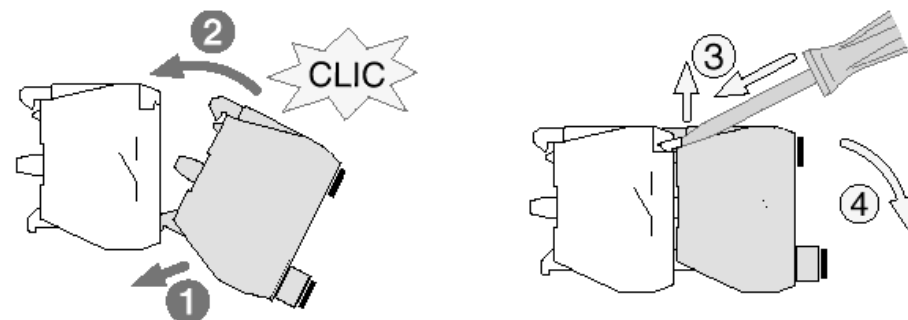
Body width 30 mm  
 \* With 2 x 4 mm tube = 10  
 With 2,7 x 4 mm tube = 15



**Assembling of PXB-B3. and PXB-B4. valves on mounting block**

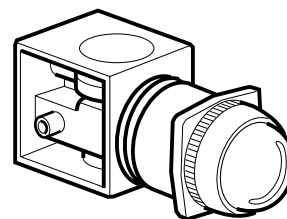


**Assembling of PXB-B3. and PXB-B4. valves on the back of the electrical contact**





- Lightning fast response
- Simple long life mechanism
- Very high contrast
- All around visibility
- One single pipe connection
- Effective aid to diagnostics



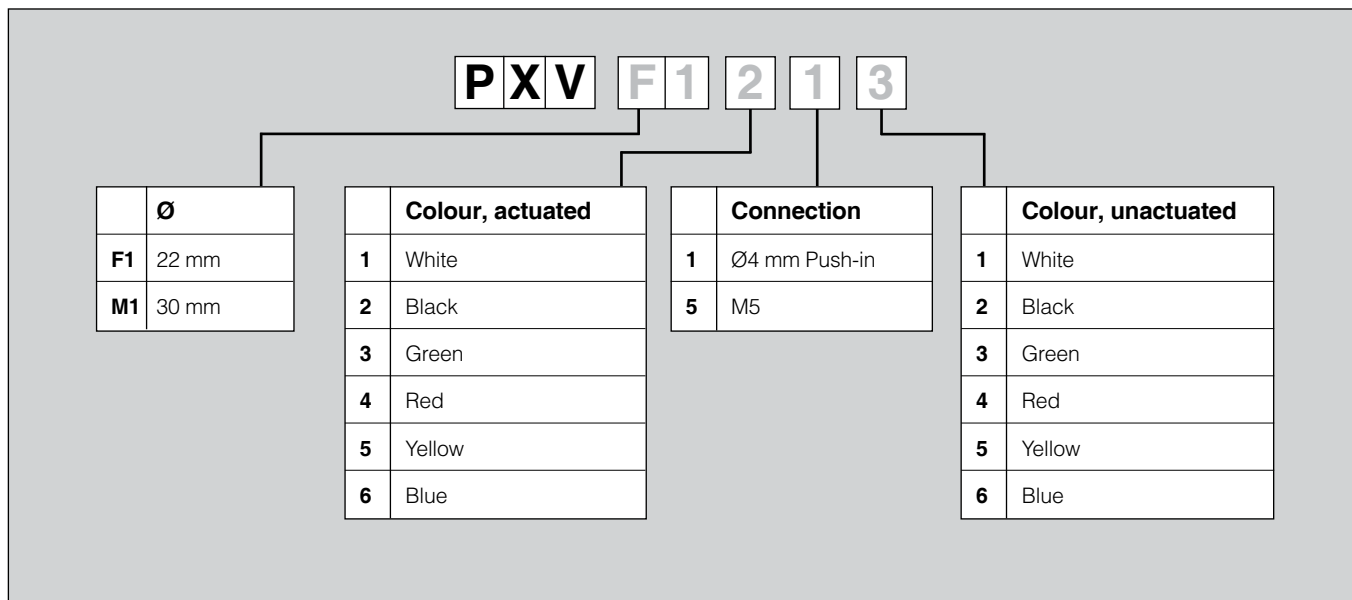
### Operating information

Working pressure 1-8 bar  
 Working temperature -15 °C to +60 °C

### Options and additional information


Connections Ø4 mm straight Push-in as standard

### Order key




**Ø22 mm Visual Indicators**

Black plastic bezel  
In the actuated mode

Symbol	Colour *	Weight kg	Order code
	Green	0,080	<b>PXV-F131</b>
	Red	0,080	<b>PXV-F141</b>
	Yellow	0,080	<b>PXV-F151</b>
	Blue	0,080	<b>PXV-F161</b>
	White	0,080	<b>PXV-F111</b>

**Ø22 mm Visual Indicators**

Black plastic bezel  
In the unactuated mode

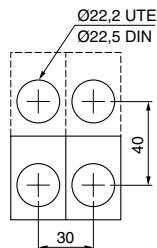
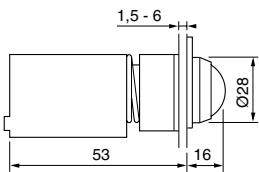
Symbol	Colour *	Weight kg	Order code
	Green	0,080	<b>PXV-F1213</b>
	Red	0,080	<b>PXV-F1214</b>
	Yellow	0,080	<b>PXV-F1215</b>
	Blue	0,080	<b>PXV-F1216</b>
	White	0,080	<b>PXV-F1211</b>

\* The pneumatic indicators are black in one position and coloured in the other.  
The coloured position corresponds either to the presence of pressure (actuated mode) or the absence of pressure (unactuated mode). For two different colours on the same indicator, please consult Technical Sales Department

**Ø22 mm visual indicators**

PXV-F1••

Minimum distance between centres





# Parker Worldwide

## Europe, Middle East, Africa

**AE – United Arab Emirates,**  
Dubai

Tel: +971 4 8127100  
parker.me@parker.com

**AT – Austria,** Wiener Neustadt

Tel: +43 (0)2622 23501-0  
parker.austria@parker.com

**AT – Eastern Europe,** Wiener  
Neustadt

Tel: +43 (0)2622 23501 900  
parker.easteurope@parker.com

**AZ – Azerbaijan,** Baku

Tel: +994 50 2233 458  
parker.azerbaijan@parker.com

**BE/LU – Belgium,** Nivelles

Tel: +32 (0)67 280 900  
parker.belgium@parker.com

**BY – Belarus,** Minsk

Tel: +375 17 209 9399  
parker.belarus@parker.com

**CH – Switzerland,** Etoy

Tel: +41 (0)21 821 87 00  
parker.switzerland@parker.com

**CZ – Czech Republic,** Klecany

Tel: +420 284 083 111  
parker.czechrepublic@parker.com

**DE – Germany,** Kaarst

Tel: +49 (0)2131 4016 0  
parker.germany@parker.com

**DK – Denmark,** Ballerup

Tel: +45 43 56 04 00  
parker.denmark@parker.com

**ES – Spain,** Madrid

Tel: +34 902 330 001  
parker.spain@parker.com

**FI – Finland,** Vantaa

Tel: +358 (0)20 753 2500  
parker.finland@parker.com

**FR – France,** Contamine s/Arve

Tel: +33 (0)4 50 25 80 25  
parker.france@parker.com

**GR – Greece,** Athens

Tel: +30 210 933 6450  
parker.greece@parker.com

**HU – Hungary,** Budapest

Tel: +36 23 885 475  
parker.hungary@parker.com

**IE – Ireland,** Dublin

Tel: +353 (0)1 466 6370  
parker.ireland@parker.com

**IT – Italy,** Corsico (MI)

Tel: +39 02 45 19 21  
parker.italy@parker.com

**KZ – Kazakhstan,** Almaty

Tel: +7 7272 505 800  
parker.easteurope@parker.com

**NL – The Netherlands,** Oldenzaal

Tel: +31 (0)541 585 000  
parker.nl@parker.com

**NO – Norway,** Asker

Tel: +47 66 75 34 00  
parker.norway@parker.com

**PL – Poland,** Warsaw

Tel: +48 (0)22 573 24 00  
parker.poland@parker.com

**PT – Portugal,** Leca da Palmeira

Tel: +351 22 999 7360  
parker.portugal@parker.com

**RO – Romania,** Bucharest

Tel: +40 21 252 1382  
parker.romania@parker.com

**RU – Russia,** Moscow

Tel: +7 495 645-2156  
parker.russia@parker.com

**SE – Sweden,** Spånga

Tel: +46 (0)8 59 79 50 00  
parker.sweden@parker.com

**SK – Slovakia,** Banská Bystrica

Tel: +421 484 162 252  
parker.slovakia@parker.com

**SL – Slovenia,** Novo Mesto

Tel: +386 7 337 6650  
parker.slovenia@parker.com

**TR – Turkey,** Istanbul

Tel: +90 216 4997081  
parker.turkey@parker.com

**UA – Ukraine,** Kiev

Tel: +380 44 494 2731  
parker.ukraine@parker.com

**UK – United Kingdom,** Warwick

Tel: +44 (0)1926 317 878  
parker.uk@parker.com

**ZA – South Africa,** Kempton Park

Tel: +27 (0)11 961 0700  
parker.southafrica@parker.com

## North America

**CA – Canada,** Milton, Ontario

Tel: +1 905 693 3000

**US – USA,** Cleveland

Tel: +1 216 896 3000

## Asia Pacific

**AU – Australia,** Castle Hill

Tel: +61 (0)2-9634 7777

**CN – China,** Shanghai

Tel: +86 21 2899 5000

**HK – Hong Kong**

Tel: +852 2428 8008

**IN – India,** Mumbai

Tel: +91 22 6513 7081-85

**JP – Japan,** Tokyo

Tel: +81 (0)3 6408 3901

**KR – South Korea,** Seoul

Tel: +82 2 559 0400

**MY – Malaysia,** Shah Alam

Tel: +60 3 7849 0800

**NZ – New Zealand,** Mt Wellington

Tel: +64 9 574 1744

**SG – Singapore**

Tel: +65 6887 6300

**TH – Thailand,** Bangkok

Tel: +662 186 7000

**TW – Taiwan,** Taipei

Tel: +886 2 2298 8987

## South America

**AR – Argentina,** Buenos Aires

Tel: +54 3327 44 4129

**BR – Brazil,** Sao Jose dos Campos

Tel: +55 800 727 5374

**CL – Chile,** Santiago

Tel: +56 2 623 1216

**MX – Mexico,** Apodaca

Tel: +52 81 8156 6000

European Product Information Centre

Free phone: 00 800 27 27 5374

(from AT, BE, CH, CZ, DE, DK, EE, ES, FI,  
FR, IE, IL, IS, IT, LU, MT, NL, NO, PL, PT, RU,  
SE, SK, UK, ZA)

### Parker Hannifin Ltd.

Tachbrook Park Drive  
Tachbrook Park,  
Warwick, CV34 6TU  
United Kingdom  
Tel.: +44 (0) 1926 317 878  
Fax: +44 (0) 1926 317 855  
parker.uk@parker.com  
www.parker.com

